

High Accuracy Compression Load Cell

FEATURES

- Capacities 5–50 ton
- Stainless steel construction
- OIML R60 and NTEP approved
- IP68 protection
- **Optional**
 - EEx ia IIC T6 hazardous area approval
 - FM approval available



APPLICATIONS

- Truck scales
- Hopper for process weighing
- Tank and silo weighing
- Harsh environment



DESCRIPTION

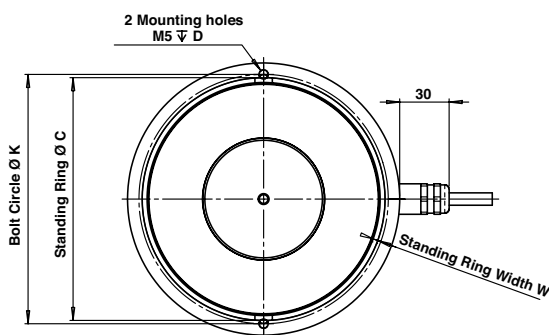
Model 220 is a low profile bending ring load cell designed for high capacity weighing applications, including weighbridges, tanks, silos and high capacity platform scales as well as force measurement.

It's small physical size, combined with high accuracy and low cost, makes this load cell ideally suited for modern

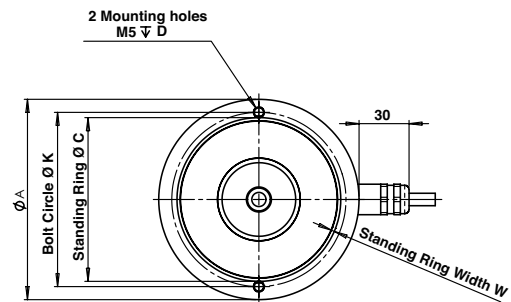
low profile designs in both approved applications and process weighing.

This high accuracy load cell has factory Mutual approval and is OIML R60 approved to 6000 divisions. For hazardous environments, this load cell has an EEx ia IIC T6 approved option. When combined with Tedeia-Huntleigh mounting accessories, this load cell will provide a simple, accurate and reliable weighing system.

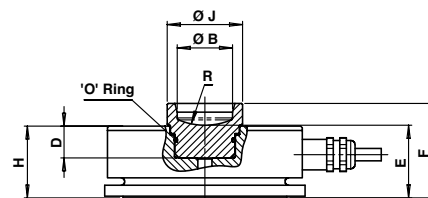
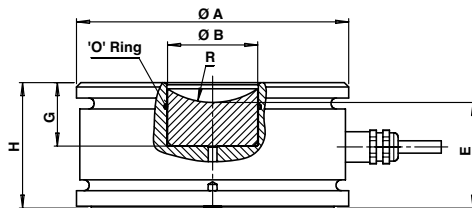
OUTLINE DIMENSIONS in millimeters



20T, 30T, 50T



5T, 10T



	A	B	C	D	E	F	G	H	J	K	W	R
5T	80.0	25.4	71.0	7.0	33.4	43.4	20.0	30.0	34.6	70.0	1.0	31.0
10T	92.0	25.4	75.2	6.0	33.4	43.4	14.6	33.0	34.6	80.0	1.5	31.0
20T, 30T	110.0	28.4	101.0	7.5	39.1		26.3	50.1		102.0	1.5	31.0
50T	125.0	41.4	111.5	8.0	48.5		29.2	57.7		114.5	2.3	37.3

High Accuracy Compression Load Cell

SPECIFICATIONS					
PARAMETER	VALUE				UNIT
Rated capacity – R.C. (E_{max})	5000, 10000, 20000, 30000, 50000***				kg
NTEP/OIML accuracy class	NTEP	C1	C3*	C4**	
Maximum no. of intervals (n)	10000 IIL multiple	1000	3000	4000	
$Y = E_{max}/V_{min}$	11000	5000	14000	14000	
Rated output – R.O.	2.0				mV/V
Rated output tolerance	0.1				±% of rated output
Zero balance	2				±% of rated output
Zero return, 30 min.	0.0330	0.0500	0.0170	0.0125	±% of applied load
Total error (per OIMP R60)	0.0200	0.0500	0.0200	0.0150	±% of rated output
Temperature effect on zero	0.0023	0.0028	0.0010	0.0010	±% of rated output/°C
Temperature effect on output	0.001	0.0020	0.0010	0.0008	±% of applied load/°C
Temperature range, compensated	-10 to +40				°C
Temperature range, safe	-30 to +70				°C
Maximum safe central overload	150				% of R.C.
Ultimate central overload	300				% of R.C.
Excitation, recommended	10				VDC or VAC RMS
Excitation, maximum	20				VDC or VAC RMS
Input impedance	1065±60				Ω
Output impedance	1025±20				Ω
Insulation resistance	>2000				MΩ
Cable length	5m (5T), 10m (10 and 20T), 20m (30 and 50T)				m
Cable type	6-wire, braided, polyurethane, double floating screen				Standard
Construction	Stainless Steel				
Environmental protection	IP68				

* 20% utilization

** 40% utilization

*** Capacities 5–20 ton available in C6 45% utilization

All specifications subject to change without notice.

Wiring Schematic Diagram

